

# Helios Twin 200/25°

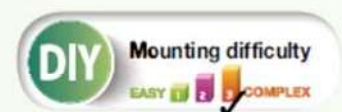
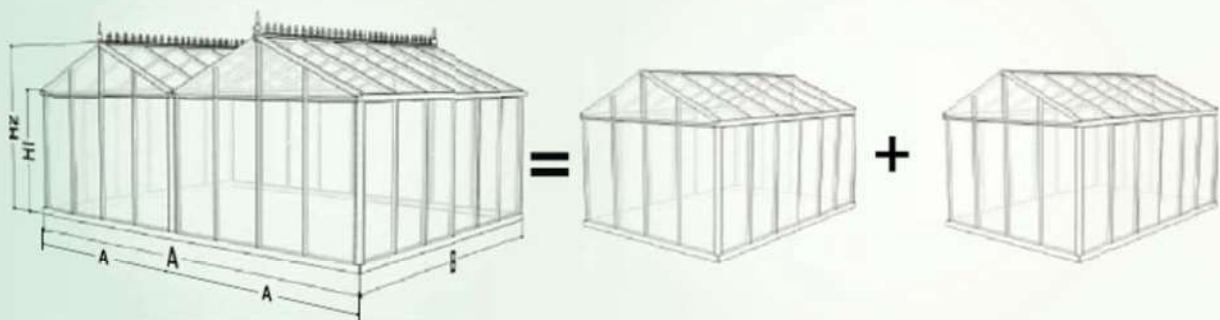


Bemating: zie Helios (2 x A)

Dimensions: See Helios (2 x A)

Dimensions: Voir Helios (2 x A)

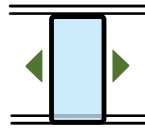

Abmessungen: Sehe Helios (2 x A)



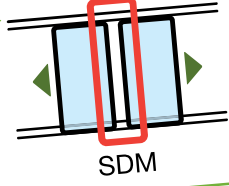
# Opties & Accessoires



RAL I: 7016 - 9010- 3011  
5011- 9006  
RAL II: all other colors




SD

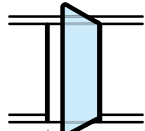


SDM

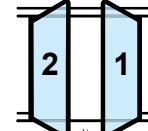
**ADD ON !**



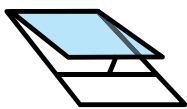

FREEZE



HD



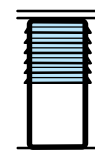
HDD



RW




TW

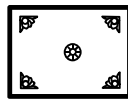


LV

# Options & Accessoires



DECOR1



DECOR2



SUN  
L = 300 cm



TAB2  
L = 150 cm



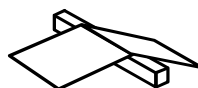

TAB5  
L = 150 cm



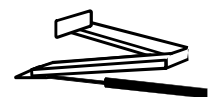

ST  
L = 236 cm / 310 cm  
458 cm / 606 cm



SH  
L = 236 cm / 310 cm  
458 cm / 606 cm



AP



RW AUT  
LV AUT

## Helios Hobby Multibay Greenhouses 2021/1 Prices include VAT

### The Basic Price of a Helios Hobby Multibay includes:

- Aluminium frame manufactured from very strong 'box section' profiles
- Mill Finish frame (aluminium without a powder coated finish)
- 4mm clear Toughened Glass
- Full length black rubber glazing strips to securely fasten the glass
- Heavy Duty Double Sliding doors with door lock
- Louvre vents (68cm wide x 92cm)
- Large roof Vents (70cm wide x 78cm) with Spindle hand operated openers
- Stainless Steel Nuts and Bolts
- Full length aluminium rainwater downpipes
- Instruction manual and assembly DVD
- Delivery in kit form (by truck) for self assembly
- 13 Year warranty on the frame (against defects in manufacture)
- VAT

### Professional Construction service available countrywide.

The average cost for building this model is between 20% to 30% of the value of the Greenhouse with accessories (depending on width of panes of glass) and assumes you will have a flat and level concrete slab or strip foundation prepared in advance for it. Please contact us if you would like an accurate quotation.

### Helios Multibay Greenhouses (mill finish frame) and 4mm Toughened Glass in 73cm panes

Size (width and length)	No. of Bays	Louvre Vents	Roof Vents	Dbl Sliding Door	
620cm x 458cm	2 (x310cm)	2	6	2	€10,547
620cm x 606cm	2 (x310cm)	2	8	2	€12,244
930cm x 458cm	3 (x310cm)	3	9	3	€15,703
930cm x 606cm	3 (x310cm)	3	12	3	€18,237
768cm x 458cm	2 (x378cm)	2	8	2	€11,458
768cm x 606cm	2 (x378cm)	2	10	2	€13,215
1152cm x 458cm	3 (x378cm)	3	12	3	€17,072
1152cm x 606cm	3 (x378cm)	3	15	3	€19,690

### Optional features and accessories

#### Doors

Single Sliding Door	€155
Double sliding doors	€341
Low Door Threshold kit	€86
Janssens Single Door Lock	€16
Single hinged door with low threshold	€465
Double hinged doors with low threshold	€930
Hydraulic Door Closer	€70

**Ventilation**

Roof vent (with casement stay handle)	€86
Spindle (screw mechanism instead of casement stay handle)	€55
Megavent Storm Automatic Roof Vent Opener (mill finish)	€96

Louvre Vent	€109
Automatic Louvre Vent Opener	€39
Top Hinged Side Window	€310

**Slatted Integral Staging**

23cm wide Slatted Staging (2 slat) x 150cm	€47
53cm wide Slatted Staging (5 slat) x 150cm	€93

**Seedbed (multipurpose shelf)**

50cm wide Seedbed (potting up) Shelf x 236cm	€213
50cm wide Seedbed (potting up) Shelf x 310cm	€287
50cm wide Seedbed (potting up) Shelf x 384cm	€363
50cm wide Seedbed (potting up) Shelf x 458cm	€363
50cm wide Seedbed (potting up) Shelf x 532cm	€439
50cm wide Seedbed (potting up) Shelf x 606cm	€439

**12cm wide shelf**

12cm wide extruded aluminium Shelf x 236cm	€76
12cm wide extruded aluminium Shelf x 310cm	€101
12cm wide extruded aluminium Shelf x 384cm	€124
12cm wide extruded aluminium Shelf x 458cm	€124
12cm wide extruded aluminium Shelf x 532cm	€149
12cm wide extruded aluminium Shelf x 606cm	€149

Please note the lengths listed for the Seedbeds and Shelves are given to help with easy matching with the external widths and lengths of Greenhouses. The actual lengths of the Seedbeds and Shelves are 12cm shorter than shown (so they will fit inside the Greenhouse).

**Shade Screens**

Shade Screen (sliding) 73cm long for 236cm wide models	€47
Shade Screen (sliding) 3m long for 236cm wide models	€142
Shade Screen (sliding) 73cm long for 310cm wide models	€55
Shade Screen (sliding) 3m long for 310cm wide models	€191

**Reinforcement for particularly exposed sites**

Decorative reinforcement Spandrels (each) €39  
(normally fitted at the eaves and ridge, so in multiples of 3)

**Supplementary Glazing Kits**

Extra rubber glazing strip, silicone, spacers, lock nuts and instructions to strengthen the Greenhouse against wind in an exposed location.

Supplementary Glazing Kit (for 73cm width panes 3.1m long models)	€110
Supplementary Glazing Kit (for 73cm width panes 4.58m long models)	€132
Supplementary Glazing Kit (for 73cm width panes 6.06m long models)	€154

Supplementary Glazing Kit (for 37cm width panes 3.1m long models)	€154
Supplementary Glazing Kit (for 37cm width panes 4.58m long models)	€215
Supplementary Glazing Kit (for 37cm width panes 6.06m long models)	€259

**Glazing**

10mm twin wall polycarbonate glazing is available as an alternative to 4mm toughened glass. It is great for insulation and is virtually unbreakable, but not as aesthetic or wind resistant as toughened glass. The quality of twin wall polycarbonate we use is more expensive than 4mm toughened glass.

**Other Accessories**

The accessories on this price list are specific to Janssens Greenhouses, but we also have a wider range of accessories such as propagation, heating and irrigation equipment, please ask for our Glasshouse Accessories Brochure.