

# Professional



## Custom **Kathedral**

**Color**

RAL  
9005

RAL  
6009

**Security 4mm**

**Polycarbon 10mm**

**DIY** Mounting difficulty  
 EASY 1 2 3 COMPLEX

Type	A (cm) X B(cm)	M <sup>2</sup>	H1(cm)	H2(cm)				
KAT46	458 cm x 606 cm	27,8m <sup>2</sup>	204 cm	267/370 cm	25 °	-	-	-
KATE	458 cm x 73 cm	3,3m <sup>2</sup>	-	-	-	-	-	-

✓ Included    ✓ Optional    ✗ Not available

## The Cathedral (458cm width)

### The Basic Price of a Cathedral includes:

- Aluminium frame manufactured from very strong 'box section' profiles
- Polyester Powder coated frame in Green or Black
- 4mm clear Toughened Glass
- Full length rubber glazing strips to securely fasten the glass
- Heavy Duty Double Sliding door with door lock
- Large louvre vents (each 68cm wide x 92cm)
- Large roof Vents (70cm wide x 78cm) with Spindle hand operated openers
- Decorative Finials and Ridge Crestings
- Stainless Steel Nuts and Bolts
- Full length aluminium rainwater downpipes
- Instruction manual and assembly DVD
- Delivery in kit form (by truck) for self assembly
- 13 Year warranty on the frame (against defects in manufacture)

### Cathedral (Green or Black frame) and 4mm Toughened Glass in 73cm panes

Size (width and length)	Louvre Vents	Roof Vents	Dbl Sliding Door	
458cm x 606cm (15ft x 19ft 11ins)	6	2	1	€16,976
458cm x 754cm (15ft x 24ft 9ins)	6	4	1	€20,628
458cm x 902cm (15ft x 29ft 7ins)	6	6	1	€24,280
458cm x 1050cm (15ft x 34ft 5ins)	6	8	1	€27,932
458cm x 1198cm (15ft x 39ft 4ins)	6	10	1	€31,584

### Cathedral (Green or Black frame) and 4mm Toughened Glass in 37cm panes

Size (width and length)	Louvre Vents	Roof Vents	Dbl Sliding Door	
458cm x 606cm (15ft x 19ft 11ins)	6	2	1	€20,102
458cm x 754cm (15ft x 24ft 9ins)	6	4	1	€24,426
458cm x 902cm (15ft x 29ft 7ins)	6	6	1	€28,750
458cm x 1050cm (15ft x 34ft 5ins)	6	8	1	€33,074
458cm x 1198cm (15ft x 39ft 4ins)	6	10	1	€37,398

### Professional Construction service available countrywide.

The average cost for building this model is about 15% to 20% of the value of the Greenhouse (depending on the width of panes of glass) with accessories and assumes you will have a flat and level site prepared in advance for it. Please contact us if you would like an accurate quotation.

### Frame Powder Coating Colour Options

Dark Grey RAL7016, Light Grey RAL9006, White RAL9010	€775
Red Brown RAL3011, Blue RAL5011:	€775
Any other RAL colour:	€1,240

**Rubber Glazing Strip Colour**

Black Rubber Glazing Strip supplied as standard. White or Green Rubber Glazing Strip available on request for Green or White powder coated frames (without extra cost)

**Dwarf Wall Models**

(To suit 200mm, 400mm or 600mm walls done by others) €310

**Doors**

Extra double sliding doors with door lock €489

Upgrade double sliding doors to hinged doors with door closers €503

Low Sliding Door Threshold Modification (only possible when we construct) €138

Access Ramp €70

**Decorative Aluminium Lower Panels**

Greenhouse Size (width and length)

458cm x 606cm (15ft x 19ft 11ins) €4,836

458cm x 754cm (15ft x 24ft 9ins) €5,580

458cm x 902cm (15ft x 29ft 7ins) €6,324

458cm x 1050cm (15ft x 34ft 5ins) €7,068

458cm x 1198cm (15ft x 39ft 4ins) €7,812

**Ventilation**

Upgrade Roof vent to Automatically Opening (with storm protection) €31

Top Hinged Side Window €353

Louvre Vent (in black only) €93

Automatic Louvre Vent Opener €35

**Reinforcement for very exposed ares**

Supplementary Glazing Pack for very exposed sites €102

**Slatted Integral Staging** (comes in Green or Black only)

23cm wide Slatted Staging (2 slat) x 150cm €53

53cm wide Slatted Staging (5 slat) x 150cm €112

**Seedbed (multipurpose shelf)**

500mm wide Seedbed (potting up) Shelf x 458cm €429

500mm wide Seedbed (potting up) Shelf x 606cm €521

**118mm wide shelf**

118mm wide extruded aluminium Shelf x 458cm €155

118mm wide extruded aluminium Shelf x 606cm €188



[www.greenhouseireland.ie](http://www.greenhouseireland.ie)

Tel. 057 912 0424

**Ornate Ridge Cresting**

Decorative Finials and ridge crestings come with Powder Coated Greenhouses as standard and slide into a groove in the ridge bar. If you do not wish to fit them you can simply leave them off.

**Other Accessories**

We also supply heaters, propagation equipment, irrigation and much more, please ask for our Glasshouse Accessories Catalogue to see the full range of Greenhouse accessories which we supply.

Prices include VAT.

2019/1

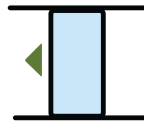
Greenhouse Ireland is a trading name of Polydome Ltd, Crinkill House, Birr, County Offaly.



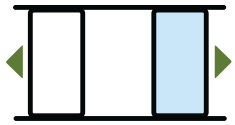
# Options & Accesories



RAL I: 7016 - 9010- 3011  
5011- 9006  
RAL II: all other colors



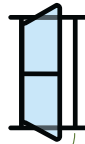
SD



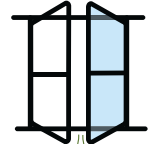
SD2



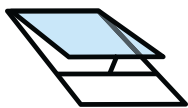
FREEZE



HD



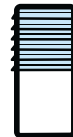
HD2



RW



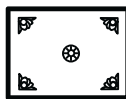
TW




LV




DECOR1




DECOR2



SUN  
L = 300 cm




TAB2  
L = 150 cm



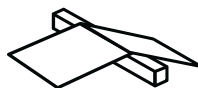
TAB5  
L = 150 cm




ST  
L = 236 cm / 310 cm  
458 cm / 606 cm



SH  
L = 236 cm / 310 cm  
458 cm / 606 cm



AP



RW AUT  
LV AUT